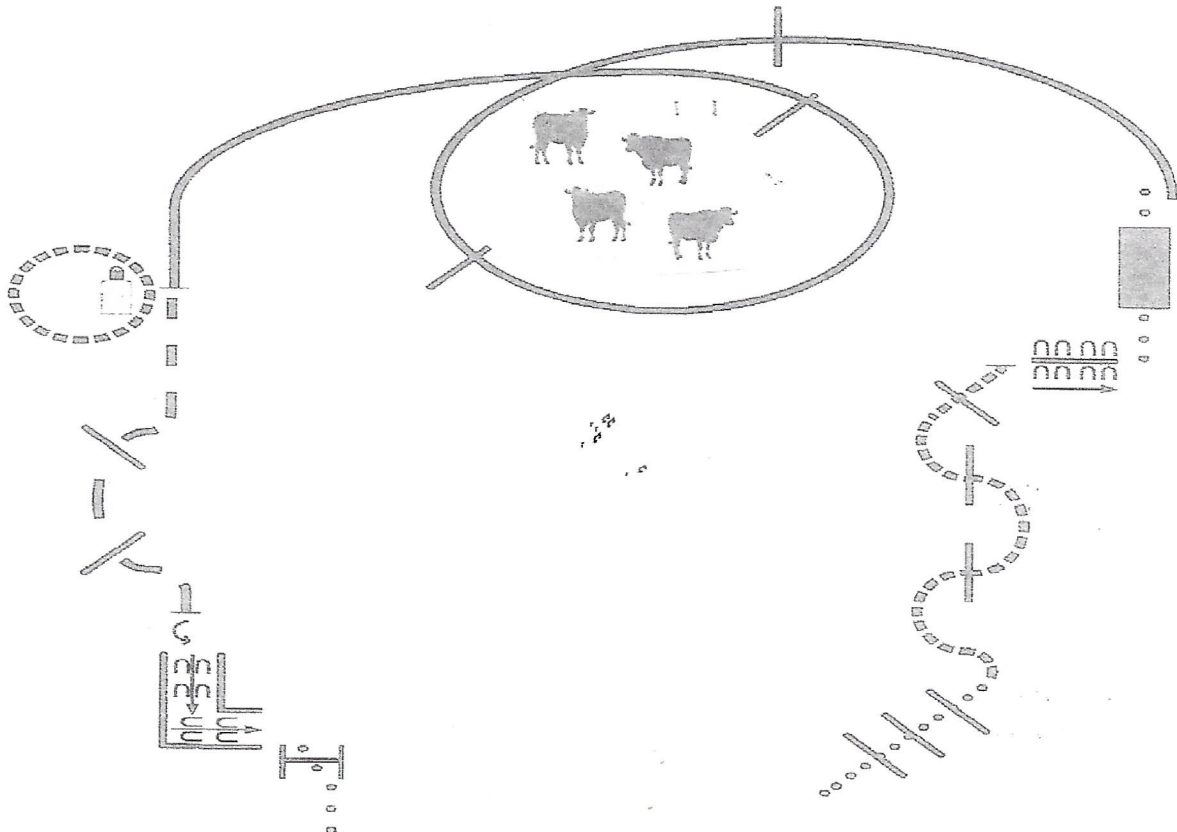


Hawkeye Ranch Horse Classic

Friday, August 22, 2025

Ranch Trail: Rookie Am., Youth & Ltd Youth and All Breed Youth




DESCRIPTION

1. Extended walk over poles.
2. Trot serpentine over poles.
3. Sidepass log right.
4. Walk over bridge.
5. Lope left lead circle around cattle pen over logs and stop at barrel.
6. Carry bucket at trot in tight circle.
Replace bucket on barrel.
7. Extended trot over poles.
8. 180° turn either direction and back L.
9. Left hand push gate and exit at walk.

Start

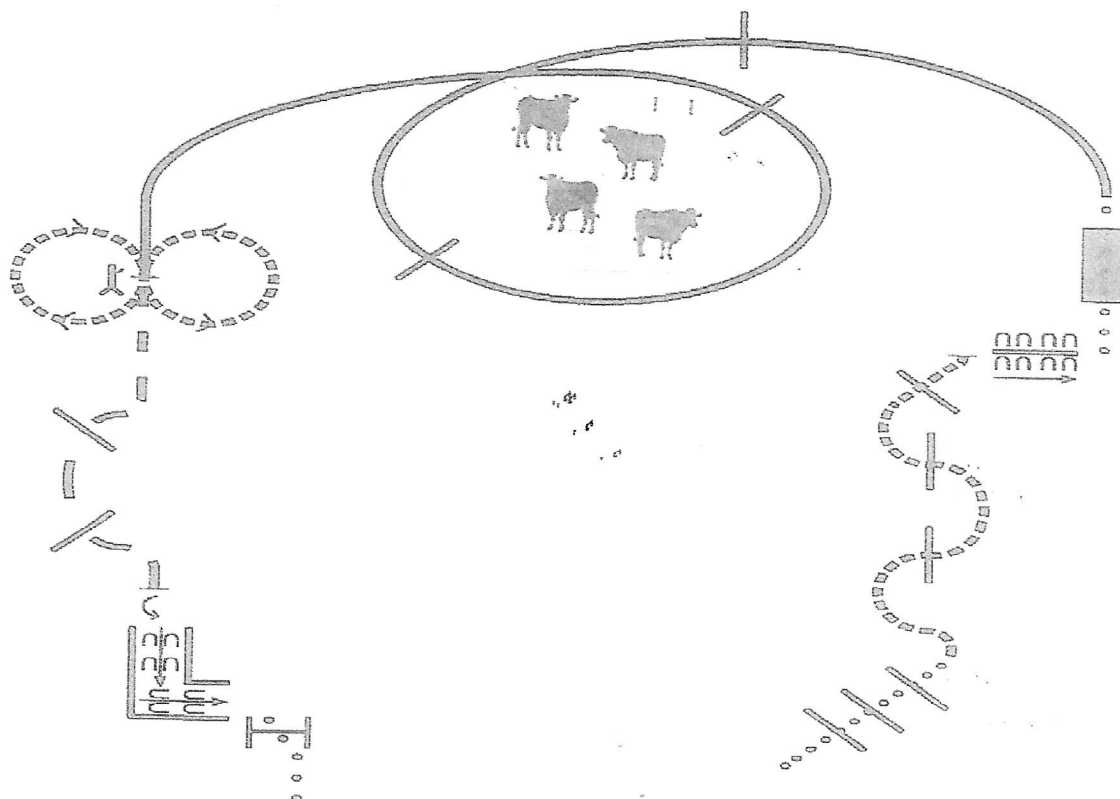
	Walk
	Extended Walk
	Trot
	Extended Trot
	Lope
	Extended Lope
	Change Lead
	Back
	Cone



Hawkeye Ranch Horse Classic

Friday, August 22, 2025

Ranch Trail: Junior, Senior, Amateur and All Age All Breed




Start

Description

1. Extended walk over poles.
2. Trot serpentine over poles.
3. Sidepass log right.
4. Walk over bridge.
5. Lope left lead circle around cattle pen over logs and stop at drag.
6. Drag figure eight starting to right at walk or trot.
7. Extended trot over poles.
8. 180° turn either direction and back L.
9. Left hand push gate and exit at walk.

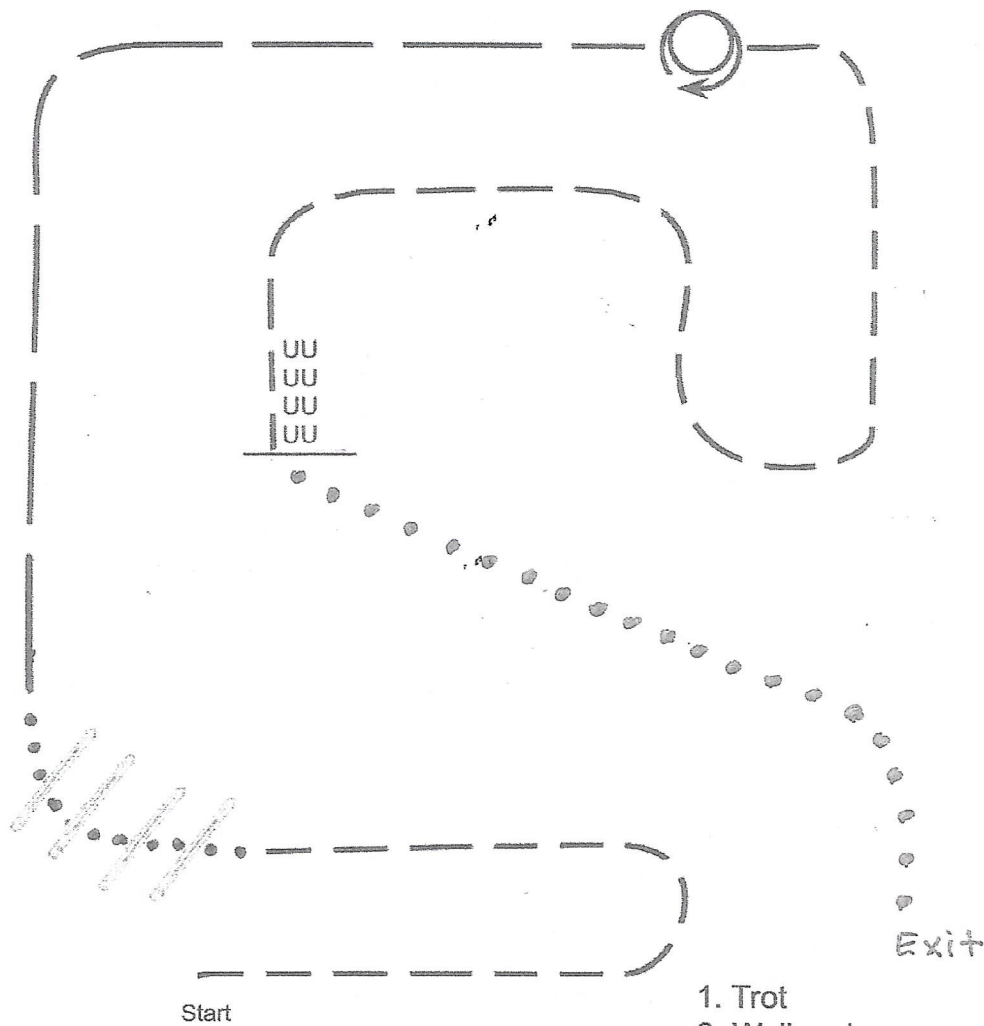
• • • • •	Walk
• • • • • • • • • •	Extended Walk
■ ■ ■ ■ ■ ■ ■ ■ ■ ■	Trot
■ ■ ■ ■ ■ ■ ■ ■ ■ ■	Extended Trot
— — — — —	Lope
— — — — —	Extended Lope
///	Change Lead
← — — — —	Back
▲	Cone




Hawkeye Ranch Horse Classic

Friday, August 22, 2025

IQHA 9 & Under W/T Ranch Riding



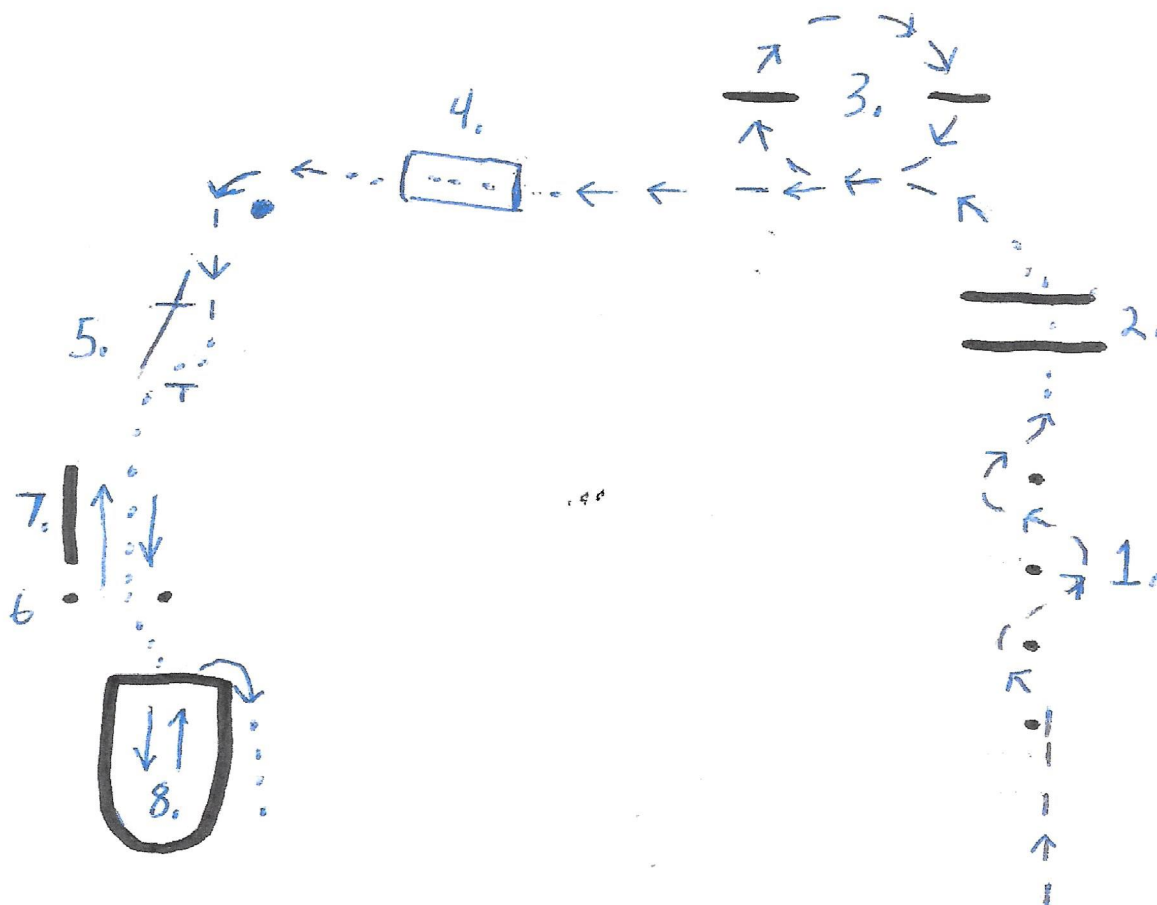
1. Trot
2. Walk poles
3. Extend trot
4. Stop, **1** turn. right
5. Trot
6. Stop and back
7. Walk to exit



Hawkeye Ranch Horse Classic

August 22 & 23, 2025

Yearling Conformation & Ranch Trail



Start

CONFORMATION: Walk to the judges, stop at designated spot to allow the judges to score your yearling. Trot off and make a turn to the right to allow the judges to observe the yearling for soundness. At signal from the judges start the trail course.

- 1, 2 & 3. Trot serpentine thru stumps and over logs. Continue at the trot and trot over logs in the circle as drawn.
4. Proceed at the trot and walk over bridge.
5. Trot to Gate and push gate open to the right leading yearling thru gate.
6. Walk past log and stop at the stumps, pick up the hoof pick on the left stump and pick the left front hoof of your yearling. (Ground tying is optional)
7. Back straight line next to log
8. Walk to trailer and safely load and unload your yearling.
9. Exit at the walk.